



## Florida Department of Transportation



## Road Ranger Performance Measures Annual Report

July 1, 2017 to June 30, 2018  
Fiscal Year (FY) 2017/2018

**Prepared by:**

*Florida Department of Transportation  
Commercial Vehicle Operations and  
Traffic Incident Management Program  
605 Suwannee Street, M.S. 90  
Tallahassee, Florida 32399-0450  
(850) 410-5600*

## Overview

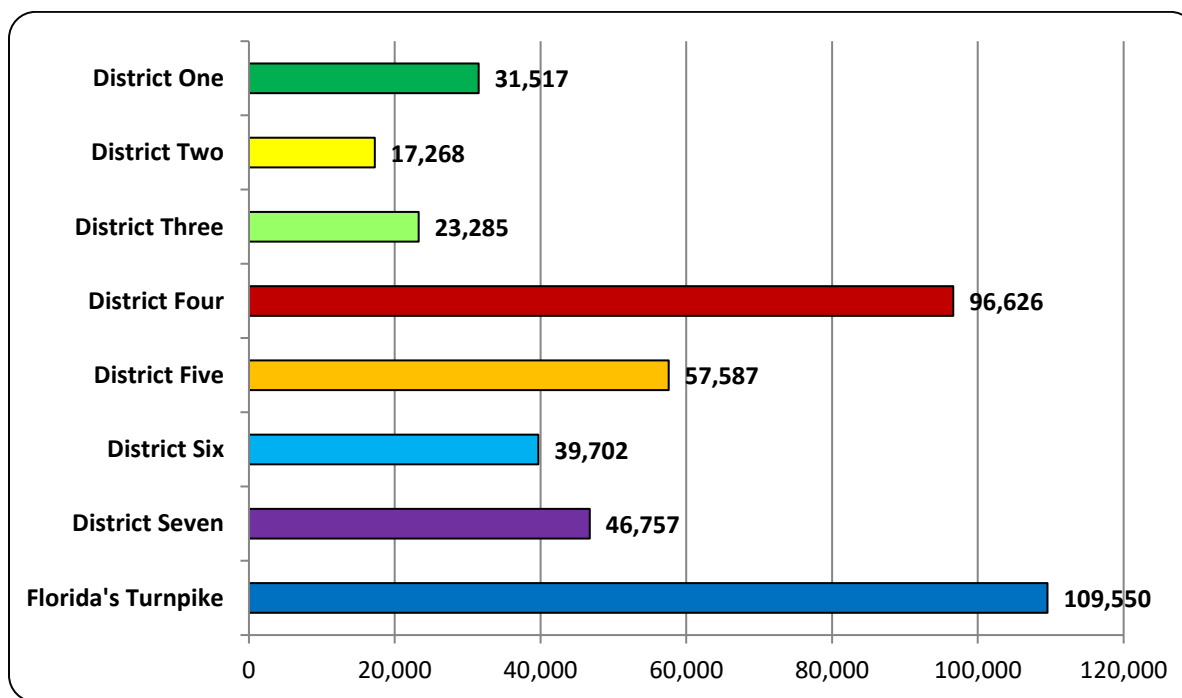
This report summarizes data gathered from the Districts via the SunGuide® traffic management software for the Road Ranger service patrol program. The Transportation Management Centers (TMCs) collect large amounts of data on incidents that occur in areas covered by the Department's Intelligent Transportation Systems. This data is categorized by the event type to help with data analysis. Event type is defined as the primary activity that occurs related to the incident. An event can include response by more than one Road Ranger vehicle.

“Appendix A” provides District-specific data related to areas of coverage, i.e. counties, roadway, lane miles, etc. Also provided is information related to patrol hours/week, the maximum number of vehicles in use during peak hours, and the name of contractor providing Road Ranger service for the area. It is imperative that these differences are understood when comparing data points among the Districts.

During the Fiscal Year 2017/2018, Road Rangers were involved in 420,328 events providing assistance to the motorists of Florida.

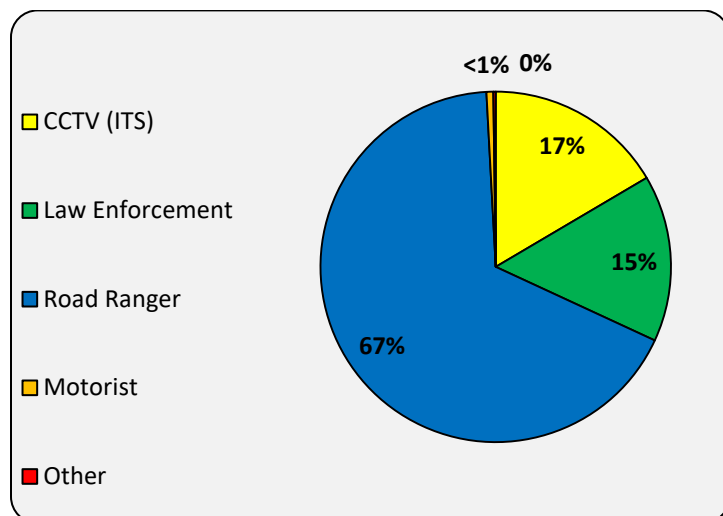
## Performance Measure Data

Figure 1 - Road Ranger Events by District



*Note: An event is defined as the arrival of one or more Road Ranger vehicles on-scene at an incident. Events can have multiple assists, and each Road Ranger will have at least one assist per event.*

**Figure 2 - Event Notification Type**

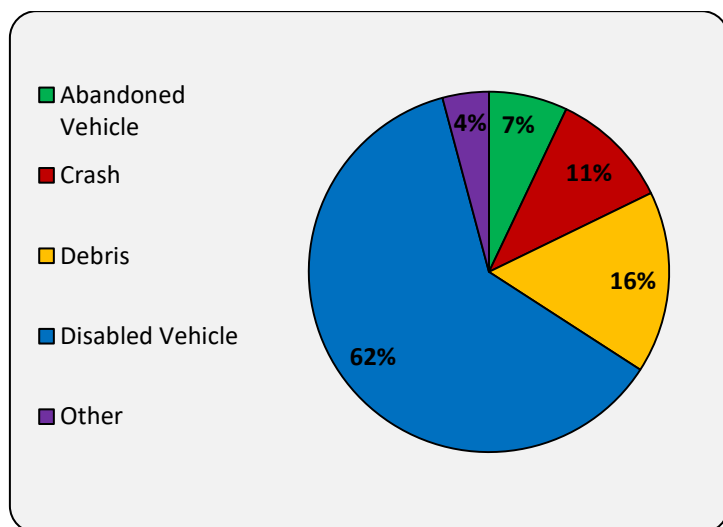


Event Notification Types	Annual Total
CCTV (ITS)	69,812
Law Enforcement	64,691
Road Ranger	284,212
Motorist	2,647
Other*	930
<b>Totals</b>	<b>422,292</b>

*Note: Event notification type is defined as the method or source of notification of the incident to the TMC.*

*\* The “other” category includes notifications from sources such as asset maintenance contractors, construction crews, TSS Alarms, etc.*

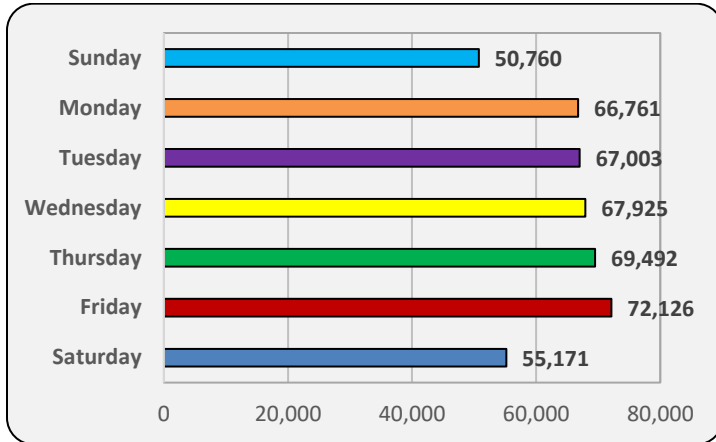
**Figure 3 - Event Type**



Event Type	Annual Total
Abandoned Vehicle	29,676
Crash	45,121
Debris	68,685
Disabled Vehicle	259,372
Other**	17,477
<b>Totals</b>	<b>422,295</b>

*\*\*The “other” category is utilized for events such as those involving vehicle fires, weather-related events, pedestrian on the interstate, etc., these items do not fit in the four major event categories.*

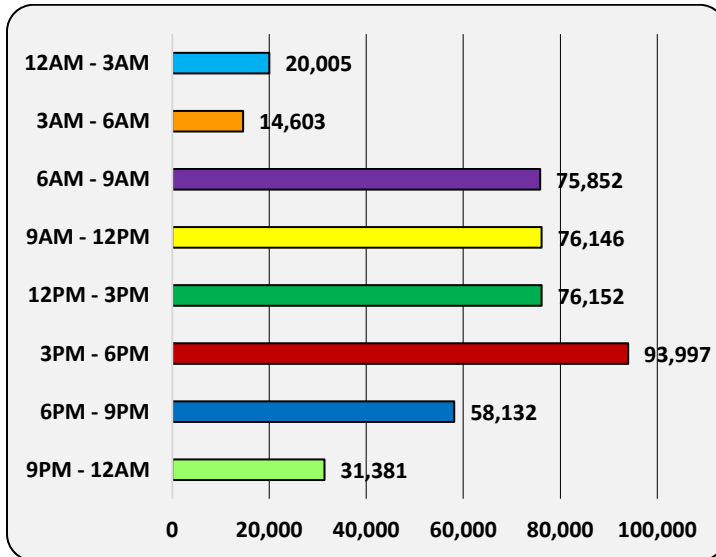
Figure 4 - Event by Day of Week



Events by Day of the Week	Annual %
Sunday	11%
Monday	15%
Tuesday	15%
Wednesday	15%
Thursday	16%
Friday	16%
Saturday	12%

Note: Event by day-of-week is affected by hours of operations per individual District. See Appendix A for District specific information.

Figure 5 - Events by Time of Day



Events by Time of Day	Annual %
12 AM - 3 AM	4%
3 AM - 6 AM	3%
6 AM - 9 AM	17%
9 AM - 12 PM	17%
12 PM - 3 PM	17%
3 PM - 6 PM	21%
6 PM - 9 PM	13%
9 PM - 12 AM	7%

Note: Events by time-of-day are affected by hours of operations per individual District. See Appendix A for District specific information.

The Road Ranger program is another tool that enhances the Department's ability to safely and quickly clear major crashes, debris, and disabled vehicles on Florida's limited-access highways. The program's success is due to communication, cooperation and coordination among Road Rangers, law enforcement, fire rescue and towing companies.

For more information on Road Ranger Performance Measures:

**Florida Department of Transportation  
State Traffic Engineering and Operations Office  
Commercial Vehicle Operations and Traffic Incident Management Program  
605 Suwannee Street, MS 90  
Tallahassee, Florida 32399-0450  
Phone: (850) 410-5600**

## Appendix A: District Road Ranger Capabilities & Coverage Areas

Dist.	Counties	Roadways Patrolled	Hours of Operation	Monthly Budget	Centerline Miles	Average Patrol Hours per Week	# of Vehicles	Contractor
1	Manatee, Sarasota, Charlotte & Lee	I-75	6am-6pm, Mon-Fri 9am-9pm, Sat-Sun	\$224,000.00	230	1,050	15	Anchor Towing and Marine Transport, Inc. Note: One of the Road Ranger units in Manatee Co and one of the units in Polk Co are managed by District 7.
	Collier		24/7, 365					
	Polk	I-4	6am-6pm, Mon-Fri 9am-9pm, Sat-Sun					
	Manatee	I-75 Incl. Sunshine Skyway	7am-7pm, Mon-Fri 9am-9pm, Sat-Sun					
2	Duval, portion of Baker	I-10	6:30am-6:30pm, Mon-Fri	\$143,000.00	127	480	8	First Coast Road Rangers
	Duval	I-295 & J. Turner Butler Blvd.						
	Duval, portions of Nassau & St. Johns	I-95						
3	Escambia, portion of Santa Rosa	I-10 & I-110	5am-9pm, Mon-Fri	\$46,000.00	78	160	2	TransCore ITS
	Okaloosa, Walton, Holmes, Washington, Jackson & Gadsden	I-10			165	240	3	AutoBase, Inc.
	Leon	I-10			14	160	2	TransCore ITS
4	Broward	I-95, I-75 & I-595	24/7, 365	\$160,000.00	192	2,744	28	Jorgensen Contract Services, LLC
	Palm Beach	I-95						Anchor Towing and Marine Transport, Inc.
	Martin, Indian River & St. Lucie	I-95 (Exit 83 - Exit 156)						6am-10pm, Mon-Fri
5	Orange, Osceola, Seminole & Volusia	I-4	6am-12am, Mon-Thurs 6am-3:30am, Fri-Sun	\$118,000.00	52	640	12	Lynx - Central Florida
	Orange & Seminole		24/7, 365		21	800	5	Infrastructure Corporation of America (ICA)
6	Miami-Dade	I-75, I-95, I-195, I-395, SR 826 & I-95 Express	24/7, 365	\$482,000.00	56	2,424	17	Sunshine Towing Construction Zones - Community Asphalt Corp.
7	Hillsborough & Pasco	I-75	24/7, 365***	\$407,000.00	140	1,696	14	Anchor Towing and Marine Transport, Inc.
	Hillsborough	I-4						
	Hillsborough & Pinellas	I-275						
	Hillsborough	I-4 Connector						
	Hillsborough**	Leroy Selmon Expressway						
FTE	Miami-Dade, Broward & Palm Beach	FTE, Mile Post 0-116, Sawgrass Expy	24/7, 365	\$450,000.00	418	1,734	15	AutoBase, Inc.
	Osceola, Okeechobee, Indian River, St. Lucie & Martin	FTE, Mile Post 116-248	6am-10pm, 7 days per week					
	Orange** & Osceola	FTE, Mile Post 248-272	24/7, 365					
	Lake & Sumter	FTE, Mile Post 272-308	6am-10pm, 7 days per week					
	Orange**	Portions of SR417, SR429 & SR528	6am-10pm, 7 days per week					
	Hillsborough, Pasco & Hernando	Veterans Expy / Suncoast Pkwy	6am-8pm, Mon-Fri					Anchor Towing and Marine Transport, Inc.

\* - Number of Vehicles is defined as the maximum number of Road Ranger vehicles in use during peak hours.

\*\* - I-595, The Leroy Selmon Expressway, Orlando-Orange County Expressway Authority and the Miami-Dade Expressway Authority each provide Road Ranger services on roadways under their management. These programs are managed independently but function the same as the other District Road Rangers.

\*\*\* - District 7 coverage varies by day of week and hour of day. Some areas are patrolled 16 hours per day, 5:30am-1:30pm and 1:30pm-9:30pm.